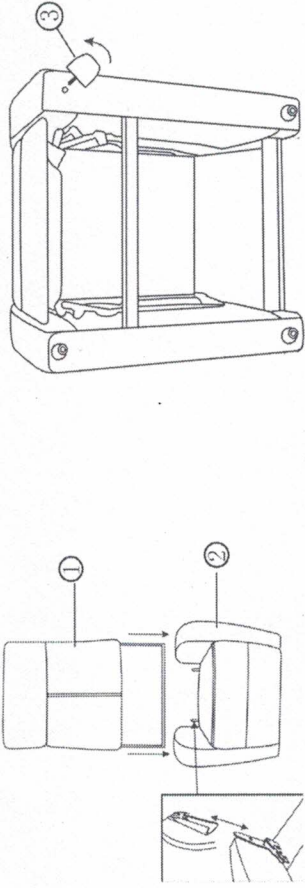
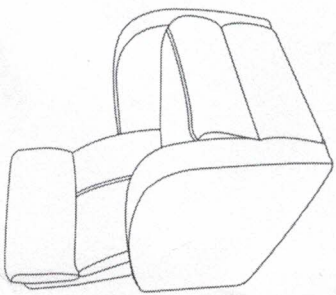


RECLINER SOFA ASSEMBLY INSTRUCTIONS



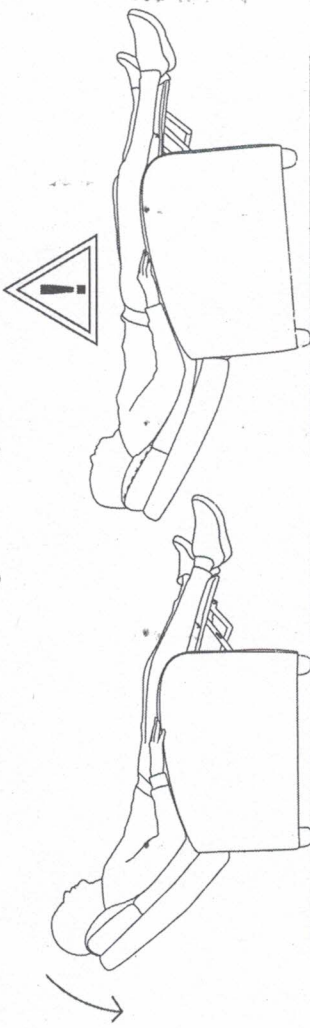
Step:1

Match both side hook-loop bracket and push down backrest to assembly.

Step:2

Assemble four plastic legs.

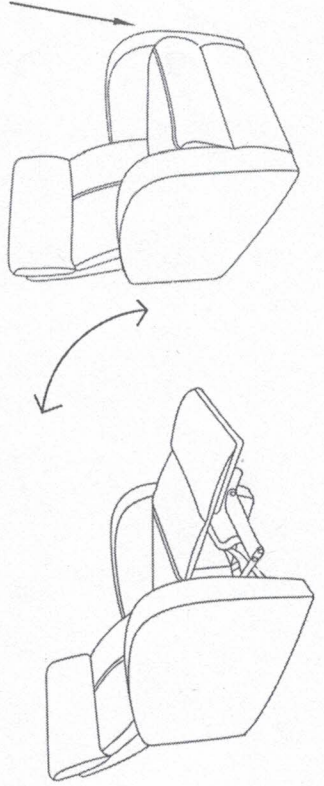
Step:3 If you want to remove the backrest from the base you can push the back by the body weight and please push slowly and careful. It's dangerous if you lean back too fast.



NOTICE: Please push back to final position to avoid the footrest close down when using.

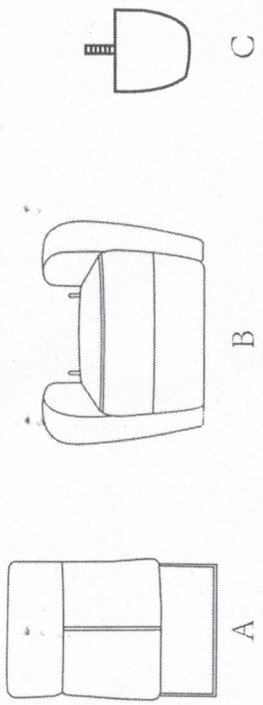
Step:4

Close the footrest with legs then you can stand up.



THANK YOU FOR PURCHASING RECLINER SOFA

PART LIST



WARNING

- This sofa is designed for one person weighing up to 275lbs(125kgs).
- Do not use rough cleaning tool or corrosive detergent to clean the sofa.
- Some of the parts are heavy and/or has sharp edge, please install it carefully to avoid hurt you and people around you.
- Only use your product when fully assembled as described in the instruction book. Please stop using it immediately if the product is damaged. You can contact our customer service for guidance.