


BORAI








Diagram illustrating assembly instructions and safety warnings:

- Warning 1:** A crossed-out power drill icon indicates that power tools should not be used for assembly.
- Warning 2:** A crossed-out icon of a block being placed on a surface indicates that the table should not be placed on an uneven or soft surface.
- Time:** A clock icon with the text "10'" indicates an estimated assembly time of 10 minutes.
- Person:** An icon of a person with the text "1" indicates that one person is required for assembly.

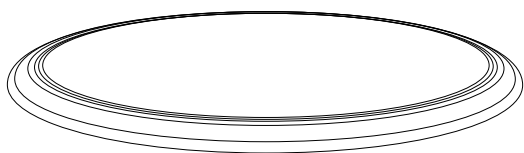
A



B




A



x 1

B





x 1

1

B



x 1



2

A



x 1

