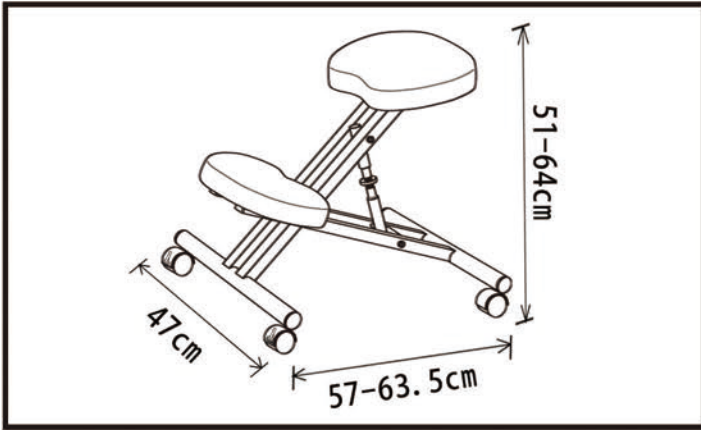





Kneeling Chair

Instruction Manual: Please keep these instructions for future reference.















 30MIN	 1	 2M ²
--	---	---

Cleaning and Maintenance

Before every use make sure that all screws and attachments are securely fastened. Any parts that are coming lose, please re-tighten before use.

Clean metal parts with a soft sponge using slightly soapy water. For Fabric parts, dry cleaning is recommended. Avoid detergents and acidic products to assist cleaning.

A		1	B		1	C		1	D		1
E		1	F		2	G		2	H		2
I		1	J	 M6*43mm	4	K	 M6*15mm	7	L		2

