






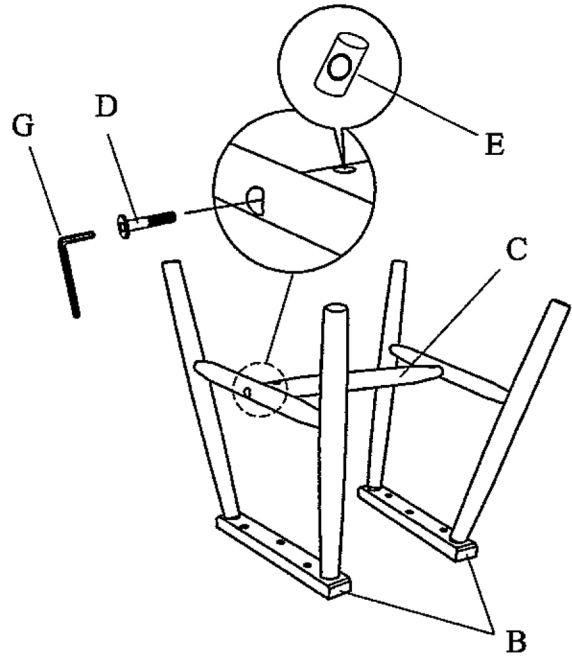
# ASSEMBLY INSTRUCTION

## MODEL : 40045 / 40046

### STEP1

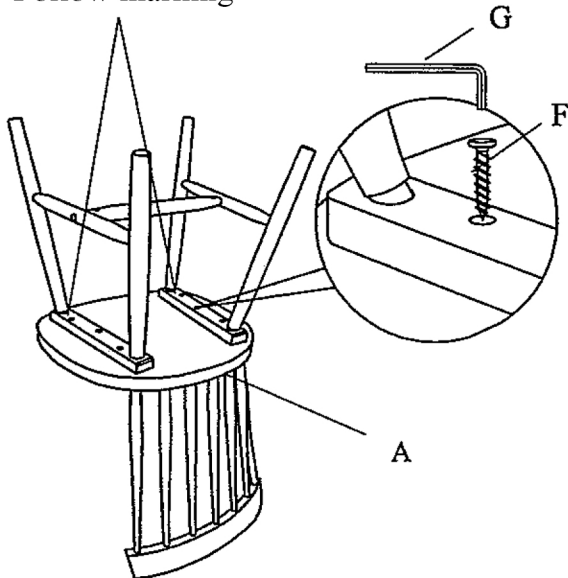
No	PART LIST	QTY
A	CHAIR SEAT	1
B	LEG	2
C	CENTER STRETCHER	1

No	HARDWARE LIST	QTY
D	 JCBC (6x50)	2
E	 Barrel nut	2
F	 JCBC W (7x40)	6
G	 Allen key	1
H	 Wood button	2



### STEP2

Follow marking



### STEP3

