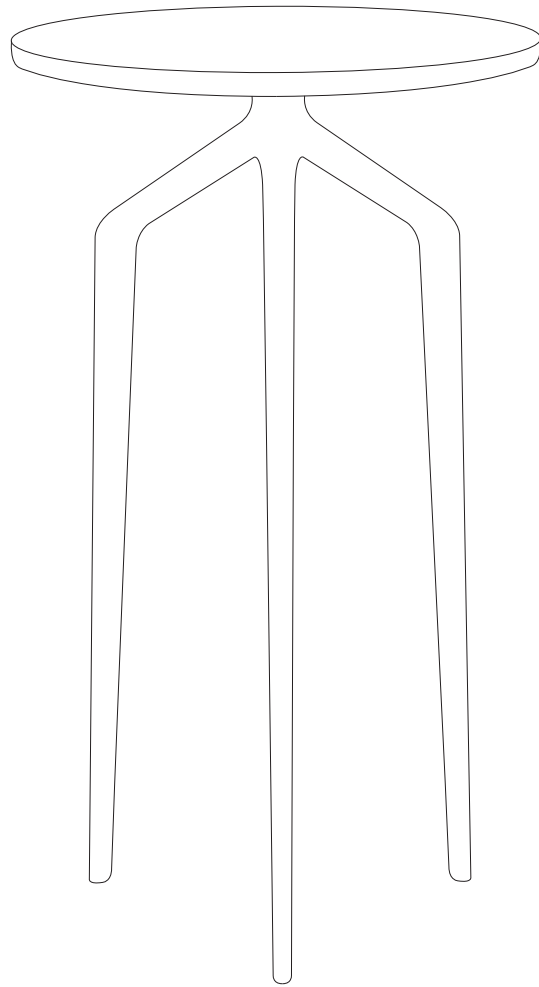


TILPA



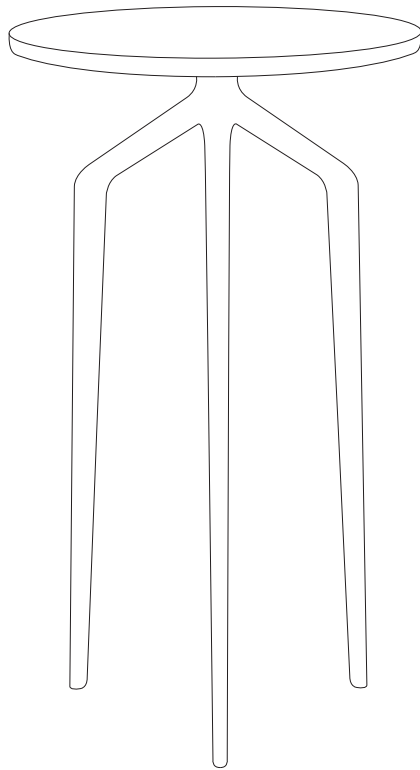



Diagram illustrating assembly instructions and safety warnings:

- Warning 1:** A crossed-out power drill icon indicates that power tools should not be used for assembly.
- Warning 2:** A crossed-out icon of a block being lifted from a surface indicates that the table should not be placed on an uneven or soft surface.
- Time:** A clock icon with the number '5' below it indicates an estimated assembly time of 5 minutes.
- Person:** An icon of a person with the number '1' below it indicates that one person is required for assembly.

A



B

A



x 1

B



x 1

1

