


WPC PANEL GARBAGE

#75959𒢸 / #75961𒢺 / #75963𒢼



Size: 1,165x0,8x0,66m


Back plate
× 1PCS




Roof
× 1PCS



Side plate
× 2PCS



Door
× 1PCS



S/S Screw
× 59PCS
size: 4 × 19mm



①

L shape connector
× 6PCS



②

Connector
× 6PCS



③

Door Stopper
× 1PCS



④

Handle
× 1PCS

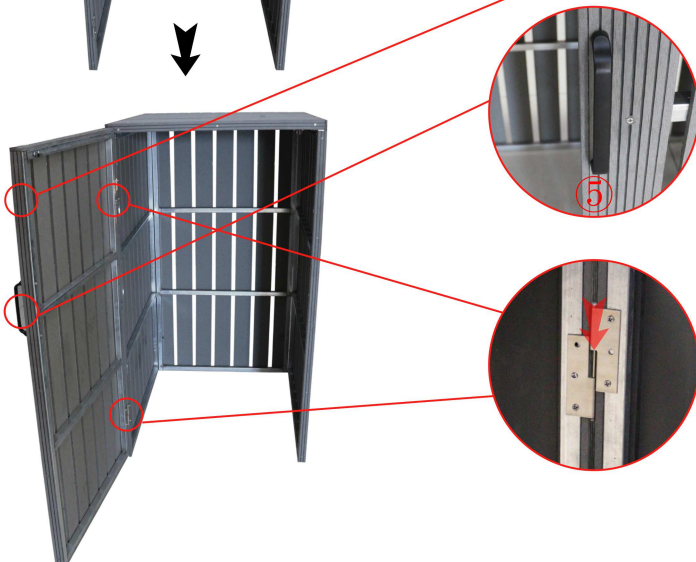

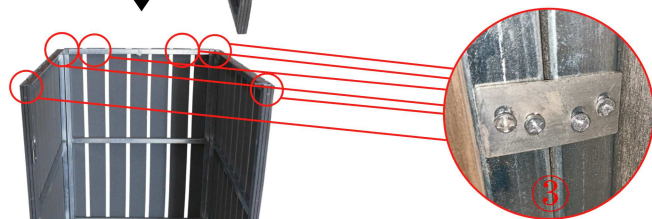
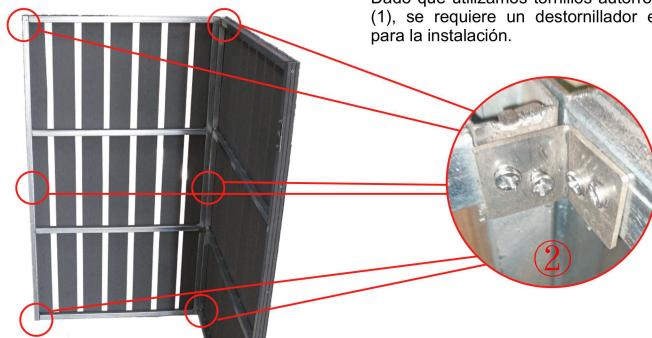


⑤

Lock
× 1PCS



⑥



Wichtiger Hinweis zur Montage der Modelle HWC-J28:





Information:
Da es sich bei den Schrauben (Teil 1) um selbstschneidende Schrauben handelt, muss ein Akkuschrauber verwendet werden.

Information:
Because we use self drilling screws (Part 1), you need a cordless screwdriver for installing.

Information:
Comme il s'agit de vis autotaraudeuses (Partie 1) il faut utiliser un tournevis sans fil.

Informazioni:
Poiché utilizziamo viti autofilettanti (Parte 1), per l'installazione è necessario un avvitatore elettrico.

Información:
Dado que utilizamos tornillos autorroscantes (1), se requiere un destornillador eléctrico para la instalación.



Predrill first

