





EFFIE

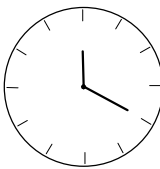


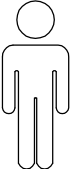


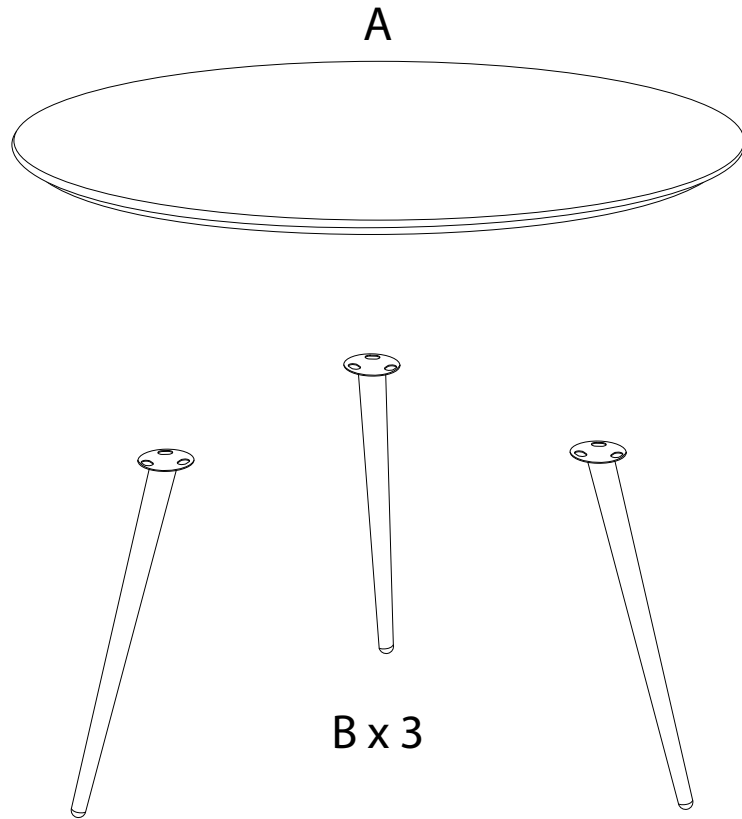
Assembly instructions for the table, including safety warnings, estimated time, and person count.



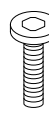
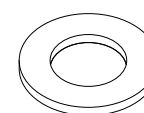

Warning 1: Do not use a power drill. Use an Allen key (shown in a circle) to tighten the legs. 

Warning 2: Do not place the table on an uneven surface. Place it on a flat surface (shown in a circle). 

Estimated Time: 20' 

Person Count: 1 



A	B	C	D	E
		 <p>M6 x 20</p>		
x 1	x 3	x 9	x 9	x 1

1

